

NAAC

Institutional Assessment and Accreditation

(Effective from July 2017)

Accreditation - (Cycle: 1)

**GOVERNMENT T.C.L. P.G. COLLEGE, JANJGIR, JANJGIR-CHAMPA, CHHATTISGARH, JANJGIR,
Chhattisgarh**

Track ID : CGCOGN108843

AISHE-ID : C-22319

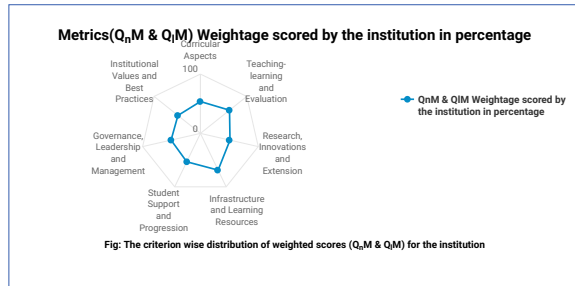
Graphical Representation based on Quantitative & Qualitative Metrics

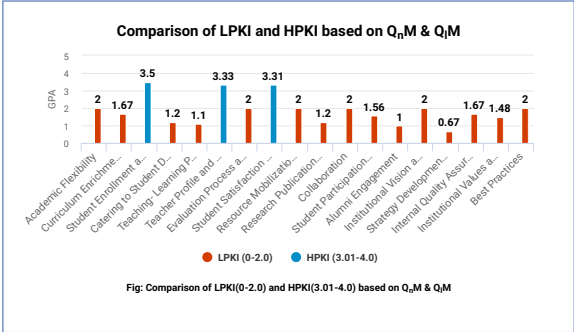
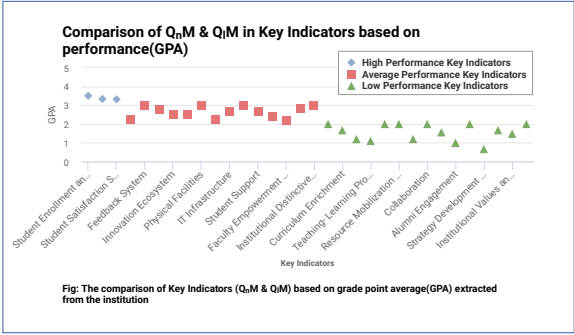


NATIONAL ASSESSMENT AND ACCREDITATION COUNCIL

An Autonomous Institution of the University Grants Commission

Graphical Representation based on Quantitative & Qualitative Metrics





Distribution of High Performance Key Indicators (3.01-4.0)

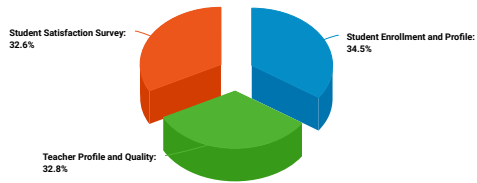


Fig: High Performance Key Indicators(3.01-4.0) for the institution

Distribution of Average Performance Key Indicators (2.01-3.0)

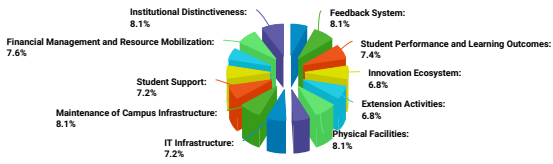


Fig: Average Performance Key Indicators(2.01-3.0) for the institution

Distribution of Low Performance Key Indicators (0-2.0)

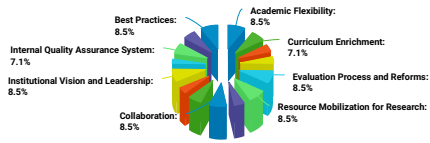


Fig: Low Performance Key Indicators(0-2.0) for the institution

Comparison of Criteria based on Criteria Grade Point Average

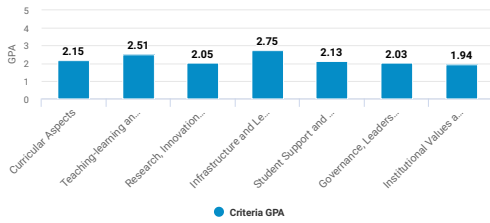
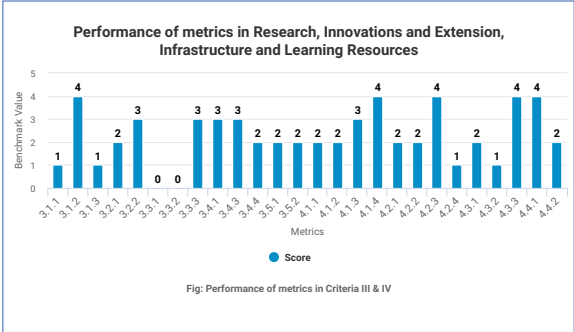
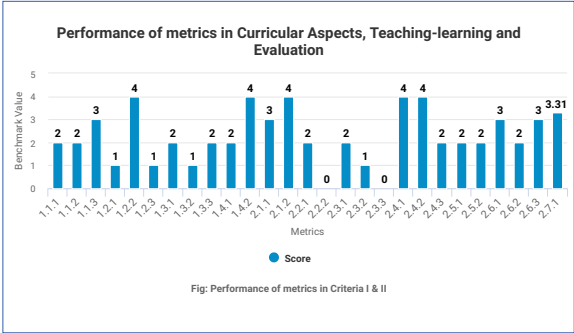
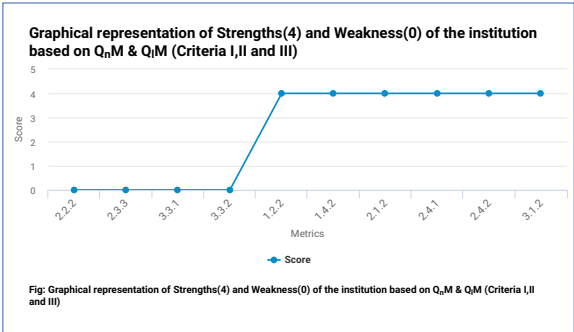
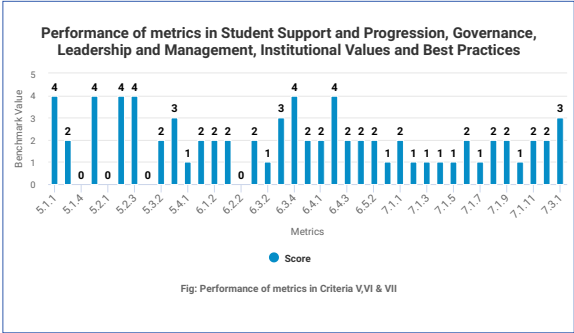


Fig: Comparison of Criteria based on Criteria Grade Point Average





Graphical representation of Strengths(4) and Weakness(0) of the institution based on Q_nM & Q_iM (Criteria IV,V,VI and VII)

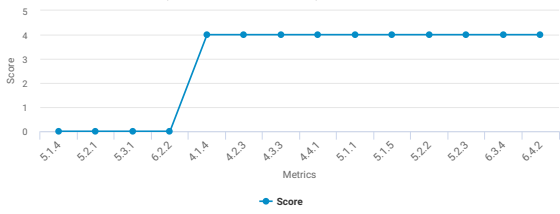


Fig: Graphical representation of Strengths and Weakness of the institution based on Q_nM & Q_iM (Criteria IV,V,VI and VII)

Graphical representation of Strengths and Weakness of the institution based on Q_nM & Q_iM (Criteria I,II and III)

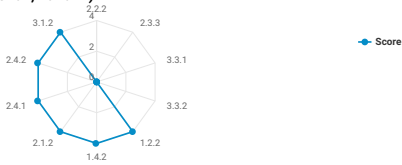


Fig: Graphical representation of Strengths(4) and Weakness(0) of the institution based on Q_nM & Q_iM (Criteria I,II and III)

Graphical representation of Strengths and Weakness of the institution based on Q_nM & Q_iM (Criteria IV,V,VI and VII)

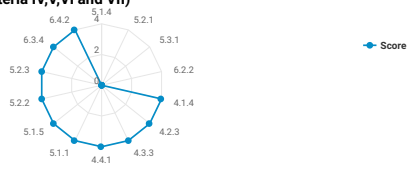


Fig: Graphical representation of Strengths and Weakness of the institution based on Q_nM & Q_iM (Criteria IV,V,VI and VII)